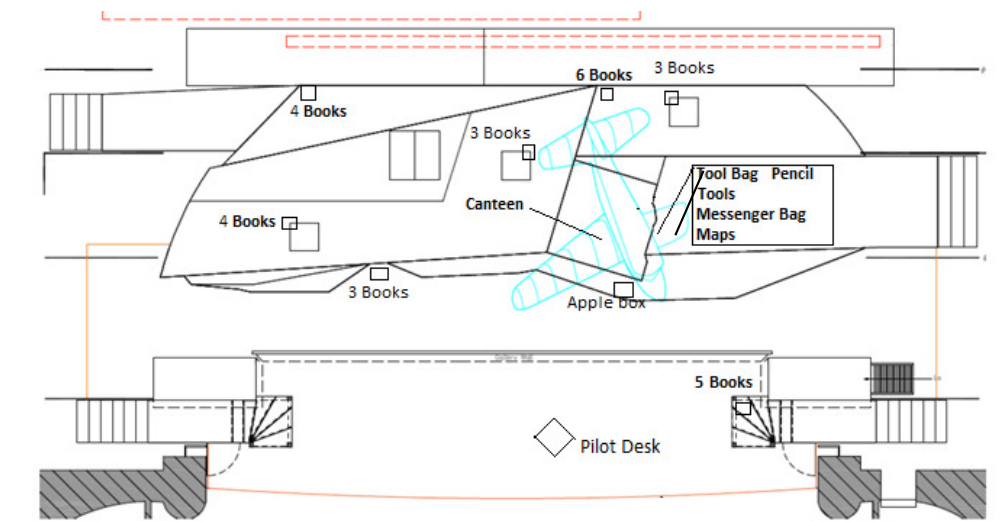


LITTLE PRINCE

<u>OFF STAGE RIGHT</u>	<u>OFF STAGE LEFT</u>
<p>For ACT I – on prop table</p> <ul style="list-style-type: none"> - 15 candles - 3 volcanoes <ul style="list-style-type: none"> - cup and saucer - coffee pot - 4 accordion books (Including the “Rip me” book) - Hand mirror - Watering Can - 4 flashlights - China, India, EU Flag - 12 children flags - Big Baobabs in holes - Business man adding machine and key on businessman platform 	<p>For ACT I: – on prop table</p> <ul style="list-style-type: none"> - 10 candles - Toy Plane - 1 accordion book (not readers digest) - King scepter - Lamplighter pole - Empty alcohol bottle - Australian, African flag - 12 children flags - Big Baobabs in holes

Top of Show Offstage Preset

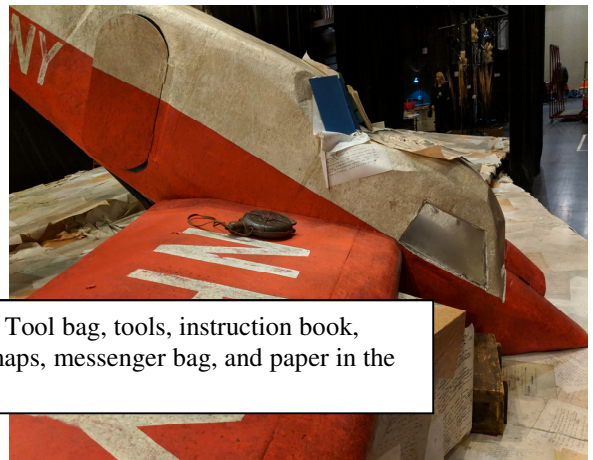


Act I Presets

<u>ON STAGE RIGHT</u>	<u>ON STAGE LEFT</u>
<ul style="list-style-type: none"> - Snake eating book (book shelf) - Rose Dome (book shelf) - Water silks attached under the stage - Watering Can 	<ul style="list-style-type: none"> - Pilot Desk, with a few pieces of crumpled paper on the floor around it. - Plane with paper in engine and door slightly open - Tool bags, tools, pencil, papers, messenger bag - Water canteen - Maps - Portrait of Conseula (book shelf) - Apple Box - Water bucket and rope underneath the cliff



SL Side: Tool bag, tools, instruction book, pencil, maps, messenger bag, and paper in the engine.




SR Side: Door open about 30 degrees, canteen

Plane and plane props



Stage Left bookcase



Portrait of Consuela shelves up from the

Bottom shelf: snake book by the vase
Second shelf from bottom: Rose dome

Stage Right Bookcase

LITTLE PRINCE

VERSION 8
 Props Running



Water set up
Running Notes for Act 1:

<u>TIME</u>	<u>WHAT</u>	<u>WHERE</u>	<u>PLACEMENT</u>
1:00	HANDOFF: Toy Plane to Lorraine (child)	SL Wing 2	2/1/1
5:00	CATCH: Pilot Desk (Remove papers)	SR Wing 2	21/1/5
5:55	CATCH: 3 Books (Children place on shelf)	SR Wing 2	22/3/5
5:45	CATCH: 15 candles 9 candles	SR Wing 1&2 SL Wing 1&2	22/3/5 22/3/5
7:30	PRESET: 3 volcanoes (Tall, short, medium)	SR Wing 2	24/1/6
17:15	DROP: Dry Ice into Volcano on SM "Go"	SR Wing 2	36/1/1
18:10	HANDOFF: 4 flashlights	SR Wing 2	39/3/3
20:15	CATCH: 4 flashlights (Adults will return to shelf)	SR Wing 2	45/2/5
20:30	SET: Watering Can	Behind SR Bookcase	45/4/7
32:20	CATCH: 3 volcanoes	SR Wing 1	61/3/5
32:30	PREP: Pilot Desk	SR Wing 2	62/1/1
35:20	CATCH: Pilot Desk (put papers back on)	SR Wing 2	68/2/3
35:20	HANDOFF: King Scepter	SL Wing 2	68/2/3
38:15	CATCH: King Scepter	SR Wing 2	73/1/1
38:35	HANDOFF: Vain Man Mirror	SR Wing 2	73/4/3
38:35	PUSH: Vain Man in chair	SR Wing 2	73/4/3
39:00	CATCH: King's Scepter	SR Wing 2	74/1/1
40:40	CATCH: Vain Man chair, mirror	SR Wing 2	78/2/3
42:20	PUSH: Business Man Platform	SR Wing 2	80/3/3

LITTLE PRINCE

45:15	PULL:	Business Man Platform off	SR Wing 2	86/2/2
45:15	HANDOFF:	Lamppost	SL Wing 2	86/2/2
50:00	HANDOFF:	3 Large and 12 small flags to Adults	SR Wing 1	94/1/1
50:00	HANDOFF:	2 Large and 12 small flags to Adults	SL Wing 1	94/1/1
52:00	CATCH:	3 flags 2 flags (1 per wing)	SR Wing 2 & 4 SL Wings 2 & 5	97/2/5 97/2/5
54:00	PREP:	Pilot Desk (No plane on bottom)	SR behind stairs	113/1/6

INTERMISSION (20:00)

IMMEDIATELY SET: Pilot desk in the cubby behind the SR staircase

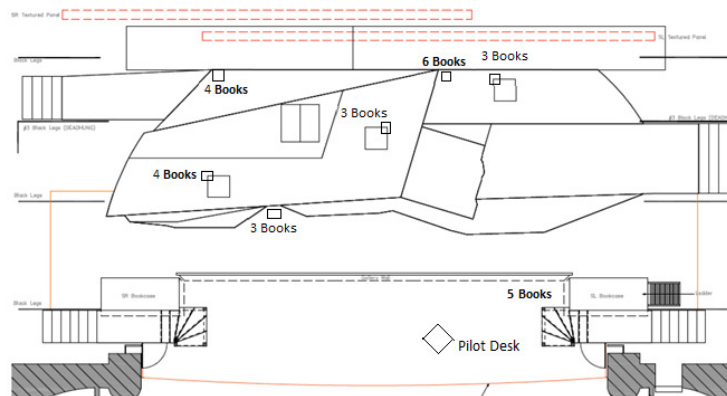
WAIT FOR THE LIBRARY DROP TO COME IN BEFORE CONTINUING WITH THE INTERMISSION CHANGE

SET: Pilot desk on SL Spikes with toy airplane

STRIKE: ALL Props from Act 1 Set

SET: All Act II Props

Act II Preset



<u>ON STAGE RIGHT</u>	<u>ON STAGE LEFT</u>
<ul style="list-style-type: none"> - Water Silks 	<ul style="list-style-type: none"> - Pilot Desk - Bucket and rope (under the cliff)
<u>OFFSTAGE RIGHT</u>	<u>OFFSTAGE LEFT</u>
<ul style="list-style-type: none"> - 3 Books - 1 gun - 12 candles - Drawing of Sheep (Folded map paper) 	<ul style="list-style-type: none"> - 2 Books - Snake crop - 3 guns - 3 adult/large rose parasols - 12 child rose parasols - Apple - Pebble - 12 Candles

Running Notes for Act 2:

Utah Opera
January 2019
Director: Tara Faircloth

LITTLE PRINCE

VERSION 8
Props Running

Updated: 1/17/2019
Created by: AMB

TIME	WHAT	WHERE	PLACEMENT
:55	CATCH: PILOT DESK	SR Wing 2	115/2/4
6:00	HANDOFF: Drawing of a sheep	SR Wing 1	120/4/4
8:25	CATCH: Snake Crop	SL Wing 5	120/4/5
8:30	CATCH: Rose Umbrellas (15: 3 big, 12 smaller)	SL Wing 2	127/1/7
8:45	PREP: Grass	SR Wing 4, SL Wing 2 &5	127/2/6
12:05	HANDOFF: Apple and Pebble	SL Wing 5	135/2/2
12:05	CATCH: 4 guns	SR Wing 2	136/2/2
13:55	CATCH: Apple	UL (Thrown)	138/3/4
17:00	PREP: Candles (Turn on)	SL	142/2/1
21:15	CATCH/REMOVE: Grass	SL & SR	146/2/5
25:10	CRAWL: Under the stage to the cliff to handoff water bucket	SL	153/2/1
26:15	CATCH: Candles (24 total)	SL & SR	154/2/3
26:30	COUNT: Candles, 12 per side.	SL & SR	154/2/3
29:35	CATCH: Water fabric	SL & SR	161/2/8
32:00	PREP: 12 Candles	SL & SR	164/1/1
36:35	CATCH: Candles (24 total)	SL & SR	169/2/1
38:10	HANDOFF: Toy Plane to Franco (Child)	SR Wing 2	170/4/7
39:05	PREP: Pilot Desk (with papers)	SR Wing 2	173/1/6
41:30	RETRIEVE: Pilot Desk from stage	SR Wing 2	190/3/8
41:30	CATCH: Snake Crop	SL Wing 2	190/3/8